




**electronic
retailer
application**

ERA Customer Portal Screens


Presented by NA-MPO Customer Master Data & Compliance



ERA User Login

 NIKE, INC.

Hello, Guest! [Register an Account](#) | [Log Out](#)



Welcome to Nike ERA (Electronic Retailer Application).

Thank you for your interest in Nike products.

As a general policy, NIKE does not accept ideas submitted by persons outside the company, unless we have secured in advance the right to use such materials. For this reason, if you choose to attach any business plans or other materials to your application, you agree that NIKE is not subject to any restrictions in using such materials, and you grant to NIKE a non-exclusive license to use them without compensation to you.

NIKE makes all decisions about distribution of its products strictly from NIKE's own, independent point of view. Completion of the following documents does not guarantee your store will be opened as an authorized Nike retailer. If Nike does open your store as a Nike retailer, that does not authorize the sale of Nike product on the internet.

Please note: Internet Explorer users have experienced problems using our site. For best results we recommend using one of the following browsers: [Google Chrome™](#), [Mozilla® Firefox®](#), or [Apple® Safari®](#).

If you have technical issues with our site, please contact the Nike North America Customer Information team via email to m.newdoor.inq@nike.com.

ERA Login

This is not the same as your nike.net username and password. If you have never used ERA before, please click the link under "Don't have a user account yet?"

Username

Password

[Login](#) [Forgot Password](#)

Don't Have A User Account Yet?

If you need to set up a new Username and Password for this site, please [click here](#).

Please enter your ERA Username and Password: not the same as nike.net password. Don't have a username? Click the "click here" above.



Create ERA User ID

 NIKE, INC.

Hello, Guest! [Register an Account](#) | [Log Out](#)



Don't Have A User Account Yet?

Use the form below to register your user account in order to access the Electronic Retailer Application. All of your applications will be associated with this account so remember to keep your information in a safe place.

NOTE: After creating your username and password, you must login to ERA and complete the appropriate application form. If approved you will be required to sign a contract. Person/email listed here must be an authorized signer for this account.

User Profile

First Name	<input type="text"/>	Last Name	<input type="text"/>
Email Address	<input type="text"/>	Phone	<input type="text"/>
Username	<input type="text"/>		
Password	<input type="text"/>	Confirm Password	<input type="text"/>

Passwords are recommended to be 8 characters in length and must contain a number, and a symbol.

Business and Address Information

Company Name	<input type="text"/>		
Address 1	<input type="text"/>	Address 2	<input type="text"/>
City	<input type="text"/>	Region	<input type="text"/>
Postal Code	<input type="text"/>		

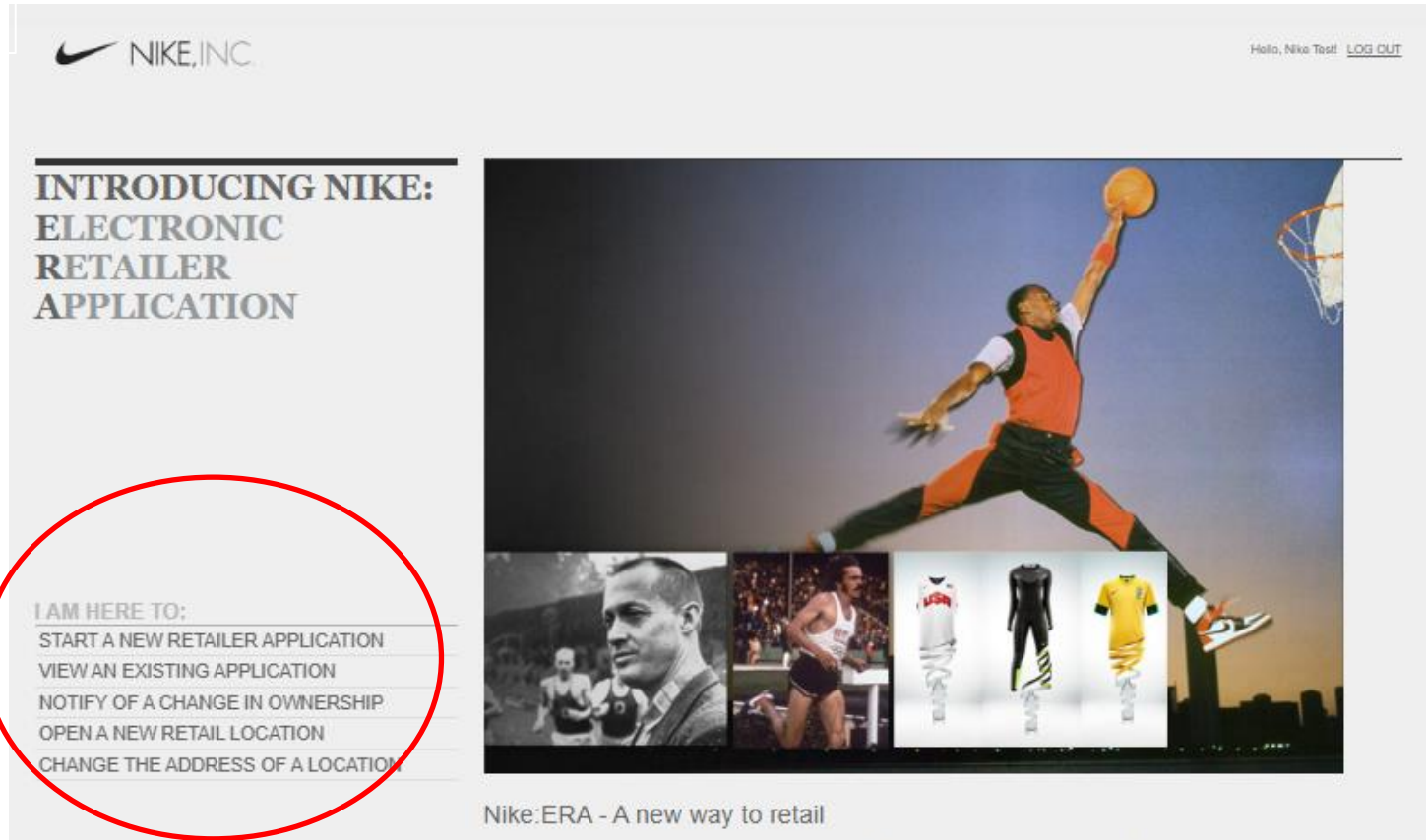
Submit

Fill out above – the Person/email listed here *must* be an authorized signer for this account.

If approved, will be required to sign account agreement.



ERA Home Page




Please select the type of application needed.


- *Start a Retailer Application – To apply for new account with Nike
- *Change in Ownership – Requires a new account with Nike
- *Open a New Retail Location – existing account needing a new Ship to Location
- *Change the Address of a Location – existing account needing an address change



Account Survey

 NIKE, INC.

Hello, Nike Test! [LOG OUT](#)



Application Progress

Select a section to continue working on your application:

As part of the application process, US customers will be required to submit state tax resale certificates via our web portal. Please expect an email from "donotreply@onesourcetax.com" with instructions on how to submit electronically.

1


ACCOUNT SURVEY
Please complete the following questions about your company.

✕ incomplete


For New Accounts and Ownership changes, please complete the survey. Using above survey link



Account Survey

 NIKE, INC.

Hello, Nike Test! [LOG OUT](#)



Application Survey

Please complete the following questions about your company.

Is applicant's business a Golf retail location including government owned, colleges, foundations or events?	<input type="checkbox"/>
Is applicant's business an apparel, footwear, or sporting goods retail store?	<input type="checkbox"/>
Does applicant have an active, open store location?	<input type="checkbox"/>
Is applicant planning to sell Nike product on an auction style website?	<input type="checkbox"/>
Do you plan to sell product on your company website?	<input type="checkbox"/>
Is applicant's business home-based?	<input type="checkbox"/>
Is applicant working with a Nike sales rep?	<input type="checkbox"/>
Name of Nike sales rep the applicant is working with.	<input type="text"/>
Has applicant applied for a Nike account in the last 12 months?	<input type="checkbox"/>
Have you had an active Nike account within the last 3 years?	<input type="checkbox"/>


Save Application

For New Accounts and Ownership changes please complete the survey, then click Save Application



Application Progress

NIKE, INC. Hello, Nike Test! [LOG OUT](#)



Application Progress

Select a section to continue working on your application:

As part of the application process, US customers will be required to submit state tax resale certificates via our web portal. Please expect an email from "donotreply@onesourcetax.com" with instructions on how to submit electronically.

1	ACCOUNT SURVEY Please complete the following questions about your company.	✓ complete
2	GENERAL ACCOUNT INFORMATION Please enter information about your company.	✗ incomplete
3	BUSINESS INFORMATION Please tell us more about your business.	✗ incomplete
4	OWNERSHIP INFORMATION Please tell us who owns the business, listing all owners or principals, including who is responsible for payment of merchandise.	✗ incomplete
5	PROPOSED STORES Please note retail store locations and shipping locations.	✗ incomplete
6	STORE PHOTOS Please attach at least 4 photos for each store location, including one exterior and one interior photo.	✗ cannot start

**Please complete each section of the application.
All components will need to be in 'complete' status
before the application can be submitted.**



General Account Information



Hello, Nike Test! [LOG OUT](#)



General Account Information

Please enter information about your company.

Primary Business Contact Information


Business Name	<input type="text"/>	DBA Name	<input type="text"/>
Billing same as Business Address	<input type="checkbox"/>	Business Email	<input type="text"/>
Address 1	<input type="text"/>	Billing Address 1	<input type="text"/>
Address 2	<input type="text"/>	Billing Address 2	<input type="text"/>
City	<input type="text"/>	Billing City	<input type="text"/>
Region	<input type="text" value="--None--"/>	Billing Region	<input type="text" value="--None--"/>
Postal Code	<input type="text"/>	Billing Postal Code	<input type="text"/>
Country	<input type="text"/>	Billing Country	<input type="text"/>
Phone	<input type="text"/>	Billing Email	<input type="text"/>
Fax	<input type="text"/>	Website	<input type="text"/>


[Save Application](#)

Red marks indicate fields that are required, in order to complete the application.



Business Information

Hello, Nike Test! [LOG OUT](#)



Business Information

Please tell us more about your business.

Business Profile

Business Type	<input type="text" value="--None--"/>	Legal Organization	<input type="text" value="--None--"/>
Registered Agent	<input type="text"/>	Region of Incorporation	<input type="text" value="--None--"/>
Business Description	<input type="text"/>	Business Start Date	<input type="text" value="6/22/2020"/>
Beginning Capital	<input type="text"/>	Capital Sources	<input type="text"/>
Fiscal Year End	<input type="text" value="--None--"/>	Tax ID	<input type="text"/>
Tax ID 2 (Canada PST)	<input type="text"/>		

Nike Account Id

If you already have a Nike Account Id please provide it.

Current Nike Account Number

[Save Application](#)

Complete the required fields. If you have an existing Nike account, please include that information.



Ownership Information

NIKE, INC.

Hello, Nike Team! [LOG OUT](#)



Ownership Information

Please tell us who owns the business, listing all owners or principals, including who is responsible for payment of merchandise.

- If privately held owner(s) must equal 100%.
- If publicly held – Officers and their titles
- If owned by another company – Corporate name and either owners or officers of that company.
- If a resort or country club pro shop – Indicate who is responsible for the account, the club or the pro.

Note: If approved you will be required to sign a contract. Person listed here must be an authorized signer for this account.

Add New Owner

First Name	<input type="text"/>	Last Name	<input type="text"/>
Title	<input type="text"/>	Ownership %	<input type="text"/>
Officer?	<input type="checkbox"/>	Director?	<input type="checkbox"/>
Drivers License #	<input type="text"/>	Address 1	<input type="text"/>
Drivers License Region	--None-- <input type="button" value="v"/>	Address 2	<input type="text"/>
Home Phone	<input type="text"/>	City	<input type="text"/>
Business Phone	<input type="text"/>	Region	--None-- <input type="button" value="v"/>
Social Security Number	<input type="text"/>	Postal Code	<input type="text"/>

[Add Owner](#)

Attention: For this type of Organization ensure that the ownership percentage totals 100%. This section will not be considered completed if not.

Listed Owners


× No owners have been listed yet for this Application, please add one or more using the form above.

- If privately owned – ownership must be 100%
- If publicly held – Officers and their titles
- If owned by another company – Corporate name and either owners or officers of that company.
- If a resort or country club pro shop – Indicate who is responsible for the account, the club or the pro.


Person signing application needs to be listed here
Ownership requirements will vary by type of company.
Please see above bullet points on how to fill out ownership information.



Proposed Stores

 NIKE, INC.

Hello, Nike Test! [LOG OUT](#)



Add New Stores

Please note retail store locations and shipping locations.

Add New Store

Store Name	<input type="text"/>	Store Number	<input type="text"/>
Address 1	<input type="text"/>	Address 2	<input type="text"/>
City	<input type="text"/>	Region	<input type="text" value="--None--"/>
Postal Code	<input type="text"/>	Country	<input type="text"/>
Fax	<input type="text"/>	Phone	<input type="text"/>

Add New Store

Listed Stores

X No stores have been listed yet for this Application, please add one or more using the form below.

[Edit Stores](#) [Return to Application](#)

Fill in required fields and click add new store button, you can add multiple ship to locations, this includes distribution centers and non-retail locations.




Store Photos

Customer Portal

https://nike.qa.cs9.force.com/era/cig_na_accountapplication?id=a0QK0000002L3lrMAC

NIKE, INC. Hello, New User! [LOG OUT](#)



Store Photo Upload

Please attach at least 4 photos, including one exterior and one interior photo of your store location. These should be color photos that best represent the retail setting in which our products would be displayed.

Upload Photos of Your Locations

Step 1 : Choose an Image File (.jpg, .png, .gif) from your local machine.

[Choose File](#) No file chosen

Step 2 : Select a Proposed Store to attach it to. NOTE: If an upload fails, please try again.

	Store Name	Store Number	Address 1	City	State
SELECT	Hill of Beans		123 Bean Blvd	Boston	MA

Uploaded Photos

	File Name	Store Name	Store Number	City	State
DEL	Nike SB.jpg	Hill of Beans		Boston	MA

[Save Application](#)

Photos are required for each ship to location.



Review Application

NIKE, INC. Hello, Nike Test! [LOG OUT](#)



Application Progress

Select a section to continue working on your application:

As part of the application process, US customers will be required to submit state tax resale certificates via our web portal. Please expect an email from "donotreply@onesourcetax.com" with instructions on how to submit electronically.


1	ACCOUNT SURVEY Please complete the following questions about your company.	✓ complete
2	GENERAL ACCOUNT INFORMATION Please enter information about your company.	✓ complete
3	BUSINESS INFORMATION Please tell us more about your business.	✓ complete
4	OWNERSHIP INFORMATION Please tell us who owns the business, listing all owners or principals, including who is responsible for payment of merchandise.	✓ complete
5	PROPOSED STORES Please note retail store locations and shipping locations.	✓ complete
6	STORE PHOTOS Please attach at least 4 photos for each store location, including one exterior and one interior photo.	✓ complete

[Review Application](#)

When all sections are 'complete,' click 'Review Application'.



Review Application



NIKE, INC.

Hello, Nike Test! [LOG OUT](#)

Review and Submit Application

Please review your application and assure the accuracy of the information before submitted. This will ensure that your application is processed as quickly as possible.

NOTE: Please save or print a copy for your records before submitting. After submitting you will not be allowed to view, print or save a copy.

[VIEW PRINTABLE VERSION](#) [Return to Application Edit](#) [Submit Application](#)

Applicant Information

First Name:	Nike	Last Name:	Test
Email	muncykp@frontier.com	Street	1 BOWERMAN DR
City	BEAVERTON	Region	OR
Postal Code	97005		

General Account Information

Business Name	My Store	DBA Name	
Billing same as Business Address	<input type="checkbox"/>	Business Email	TEST@NIKE.COM
Address 1	123 Main St	Billing Address 1	PO Box 123
Address 2		Billing Address 2	
City	Beaverton	Billing City	Beaverton
Region	OR - Oregon	Billing Region	OR - Oregon

Confirm application information is correct; edit if needed.
“View printable version” to save or print application.
Please click submit to send application.



Submitted Confirmation



NA Sales Commerce nasales.commerce@nike.com [via](#) 6hag0c7550e0nl.2h-8aa4eaa.cs36.bnc.sandb... May 15, 2020, 9:13 AM
to me ▾



Your application to establish a new Customer has been successfully submitted and will be reviewed by Nike. You can check on your application's status by returning to the Nike application website.

Please reference application APP0045550 on any future correspondence.

You will be notified by email when your application has been reviewed. **IMPORTANT** - This is an automated email from an unmonitored account. Please do not reply.


We thank you for your interest.

Nike, Inc.


**Submission of application is confirmed on screen and via email.
Retain your application number.**



Address Change

 NIKE, INC.

Hi, Nike Test! [LOG OUT](#)



Change of Address

Please provide the following information to update your address.

Address Change Information

You must provide your Nike Account # for the entity you are updating. This may be found on a recent invoice.

Nike Account #

Store Name

Please indicate the type of address change below.

Add. Change: Bill To	<input type="checkbox"/>
Add. Change: Ship To	<input type="checkbox"/>
Add. Change: Sold To	<input type="checkbox"/>

Old Address

Old Address 1	<input type="text"/>	Old Address 2	<input type="text"/>
Old City	<input type="text"/>	Old Region	<input type="text" value="--None--"/>
Old Postal Code	<input type="text"/>		

New Address


Address 1	<input type="text"/>	Address 2	<input type="text"/>
City	<input type="text"/>	Region	<input type="text" value="--None--"/>
Postal Code	<input type="text"/>		

Review Application

Fill in required fields then click review application



Review Application



NIKE, INC.

Hello, Nike Test! [LOG OUT](#)

Review and Submit Application

Please review your application and assure the accuracy of the information before submitted. This will ensure that your application is processed as quickly as possible.

NOTE: Please save or print a copy for your records before submitting. After submitting you will not be allowed to view, print or save a copy.

[VIEW PRINTABLE VERSION](#) [Return to Application Edit](#) [Submit Application](#)

Applicant Information

First Name:	Nike	Last Name:	Test
Email	muncykp@frontier.com	Street	1 BOWERMAN DR
City	BEAVERTON	Region	OR
Postal Code	97005		


General Account Information


Business Name	My Store	DBA Name	
Billing same as Business Address	<input type="checkbox"/>	Business Email	TEST@NIKE.COM
Address 1	123 Main St	Billing Address 1	PO Box 123
Address 2		Billing Address 2	
City	Beaverton	Billing City	Beaverton
Region	OR - Oregon	Billing Region	OR - Oregon

Confirm application information is correct; edit if needed.
“View printable version” to save or print application.
Please click submit to send application.



Add New Location to Existing Account

Hello, Nike Test! [LOG OUT](#)



Add New Stores

Please note retail store locations and shipping locations.

Add New Store

Store Name	<input type="text"/>	Store Number	<input type="text"/>
Address 1	<input type="text"/>	Address 2	<input type="text"/>
City	<input type="text"/>	Region	<input type="text" value="--None--"/>
Postal Code	<input type="text"/>	Country	<input type="text"/>
Fax	<input type="text"/>	Phone	<input type="text"/>

Add New Store

Listed Stores

X No stores have been listed yet for this Application, please add one or more using the form below.

Edit Stores

Return to Application

Fill in required fields and click add new store button, you can add multiple ship to locations, this includes distribution centers and non-retail locations.




Add Store Photos

Customer Portal x

https://nike.qa.cs9.force.com/era/cig_na_accountapplication?id=a0QK0000002L3lrMAC

NIKE, INC. Hello, New User! [LOG OUT](#)



Store Photo Upload

Please attach at least 4 photos, including one exterior and one interior photo of your store location. These should be color photos that best represent the retail setting in which our products would be displayed.

Upload Photos of Your Locations

Step 1 : Choose an Image File (.jpg, .png, .gif) from your local machine.

[Choose File](#) No file chosen

Step 2 : Select a Proposed Store to attach it to. NOTE: If an upload fails, please try again.

	Store Name	Store Number	Address 1	City	State
SELECT	Hill of Beans		123 Bean Blvd	Boston	MA

Uploaded Photos


	File Name	Store Name	Store Number	City	State
DEL	Nike SB.jpg	Hill of Beans		Boston	MA

[Save Application](#)


Photos are required for each ship to location.



Review Application

 NIKE, INC.

Hello, Nike Test! [LOG OUT](#)



Review and Submit Application

Please review your application and assure the accuracy of the information before submitted. This will ensure that your application is processed as quickly as possible.

NOTE: Please save or print a copy for your records before submitting. After submitting you will not be allowed to view, print or save a copy.

[VIEW PRINTABLE VERSION](#) [Return to Application Edit](#) [Submit Application](#)

Applicant Information

First Name:	Nike	Last Name:	Test
Email	muncykp@frontier.com	Street	1 BOWERMAN DR
City	BEAVERTON	Region	OR
Postal Code	97005		

General Account Information

Business Name	My Store	DBA Name	
Billing same as Business Address	<input type="checkbox"/>	Business Email	TEST@NIKE.COM
Address 1	123 Main St	Billing Address 1	PO Box 123
Address 2		Billing Address 2	
City	Beaverton	Billing City	Beaverton
Region	OR - Oregon	Billing Region	OR - Oregon

Confirm application information is correct; edit if needed.
“View printable version” to save or print application.
Please click submit to send application.